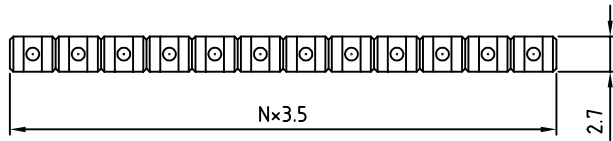
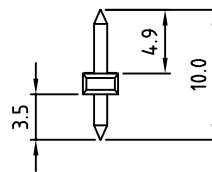
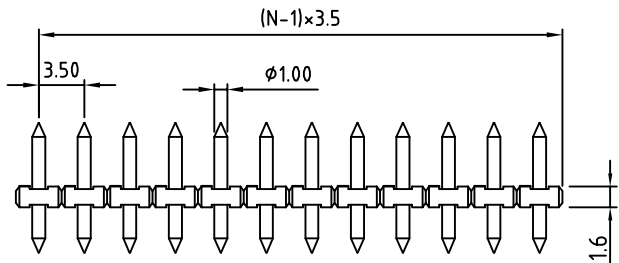


SIGN	DATE	DESCRIPTION	APPROVER
THIS IS CAD DRAWING, DO NOT REVISE MANUALLY!!!			



N = Number of contact



Material:

- Solid PIN: Brass(CuZn)
- Surface of solder tail: Tin plated
- Insulator(housing): Thermoplastic (UL94V-0)

Electrical:

- Voltage rating: 150V
- Current rating: 10A
- Withstanding Voltage: 1.3KV
- Operating temperature: -30°C to +105°C
- Soldering temperature: 260°C±10°C/5 Sec
- Safety Approval: US

RoHS Compliant

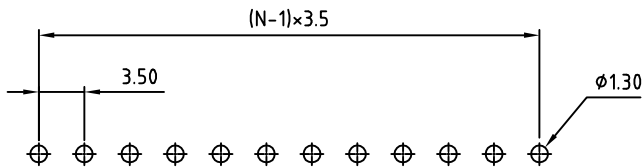
PART NUMBER:

OSTOPXX2B01

No. of Poles _____

02: 2 Poles

"" ""
24: 24 Poles



P.C.B. LAYOUT

THESE DRAWINGS AND SPECIFICATIONS ARE THE PROPERTY OF ON-SHORE TECHNOLOGY, INC. AND SHALL NOT BE REPRODUCED, COPIED OR USED IN ANY MANNER WITHOUT THE PRIOR WRITTEN CONSENT OF ON-SHORE TECHNOLOGY, INC.



TITLE		OSTOP 3.5mm Series 2p-24p				
PART NO.	OSTOPXX2B01	DWG NO.	OSTOPXX2B01.DWG			
APPROVED	CHECKED	DESIGNED	DRAWN	CUST NO.	Tolerance	
Shi Jun 2006.10.23	Shi Jun 2006.10.23	Tony 2006.10.23	Tony 2006.10.23		UNIT: mm	X. ±0.50
				SHEET: 01/01	SCALE: NONE	X.X ±0.30
				REV.: C		X.XX ±0.10
						X° ±1°